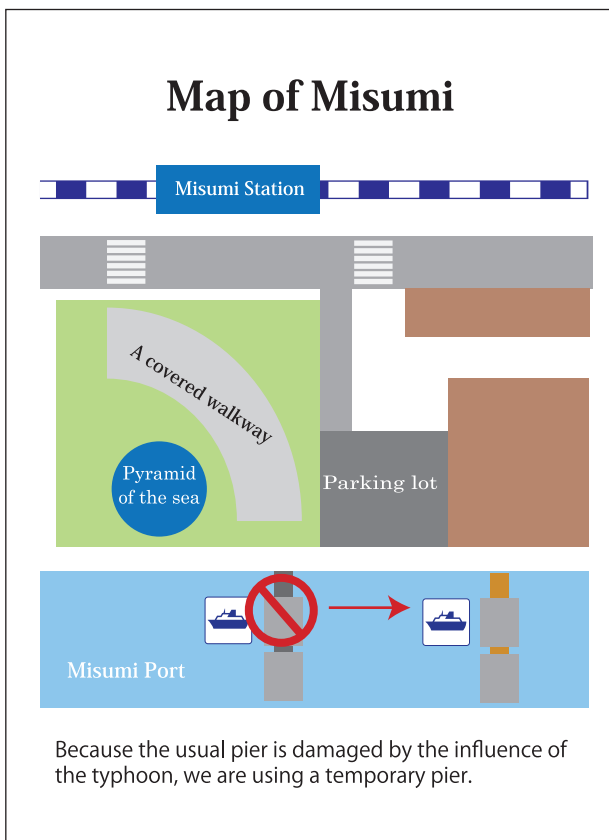


Passenger Fare			
section		Adult (13 years over)	Child (3~12 years)
Hondo⇄Misumi	One way	¥2,200	¥1,100
	Round trip	¥4,000	¥2,000
Misumi⇄Matsushima	One way	¥900	¥450
	Round trip	¥1,600	¥800
Matsushima⇄Hondo	One way	¥1,300	¥650
	Round trip	¥2,400	¥1,200

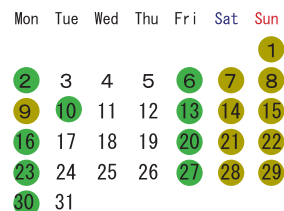
◎Tickets are available on the ship and the station of JR Kyushu

◎We don't have office in a Hondo port or Misumi port.

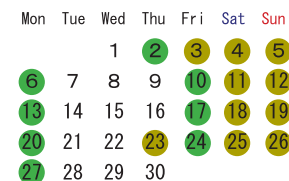
◎5min walk from Misumi station to Misumi port.




October




November




December



January



February



Limited express "A-Train"

- Operated days
- A'Train runs only  
No.1, No.2, No.5, No.6  
No.3 & No.4 are out of service
- 'A'Train and Ferry are  
Out of Service

SeaCruise

6215-22 Aitsu, Matsushima machi, Kamiamakusa City, Kumamoto Prefecture

Tel : 0969-56-2458 Fax : 0969-56-2993


[www.seacruise.jp/english/](http://www.seacruise.jp/english/)



Hondo ~ Matsushima ~ Misumi

Ferry

Amakusa Takarajima Line



Time Table

From Oct.,2017 to Feb.,2018



# One day trip to Amakusa for Dolphin Watching

 Kumamoto Station 10:35  
A-Train No.1

↓

 Luxurious designed A-train is very popular.

 Misumi Station 11:13  
Station → Port

↓

 5minutes walking distance

 Misumi Port 11:24  
Ferry SeaCruise No.1

↓

 You can see the breathtaking scenery.

 Matsushima Port 11:41  
There is a popular restaurant near the port.

↓

 L'isola Terrace  
Amakusa

↓

 Matsushima Port 13:00  
Wonderful experience "Dolphin Watching"

↓

 There's a very high probability that you can watch the dolphins.

↓

 Matsushima Port 15:00  
Enjoy shopping in L'isola Terrace

↓

 There are lots of kinds of souvenirs.  
Sweets, Marine products

↓

 Matsushima Port 15:30  
Ferry SeaCruise No.6

↓



↓

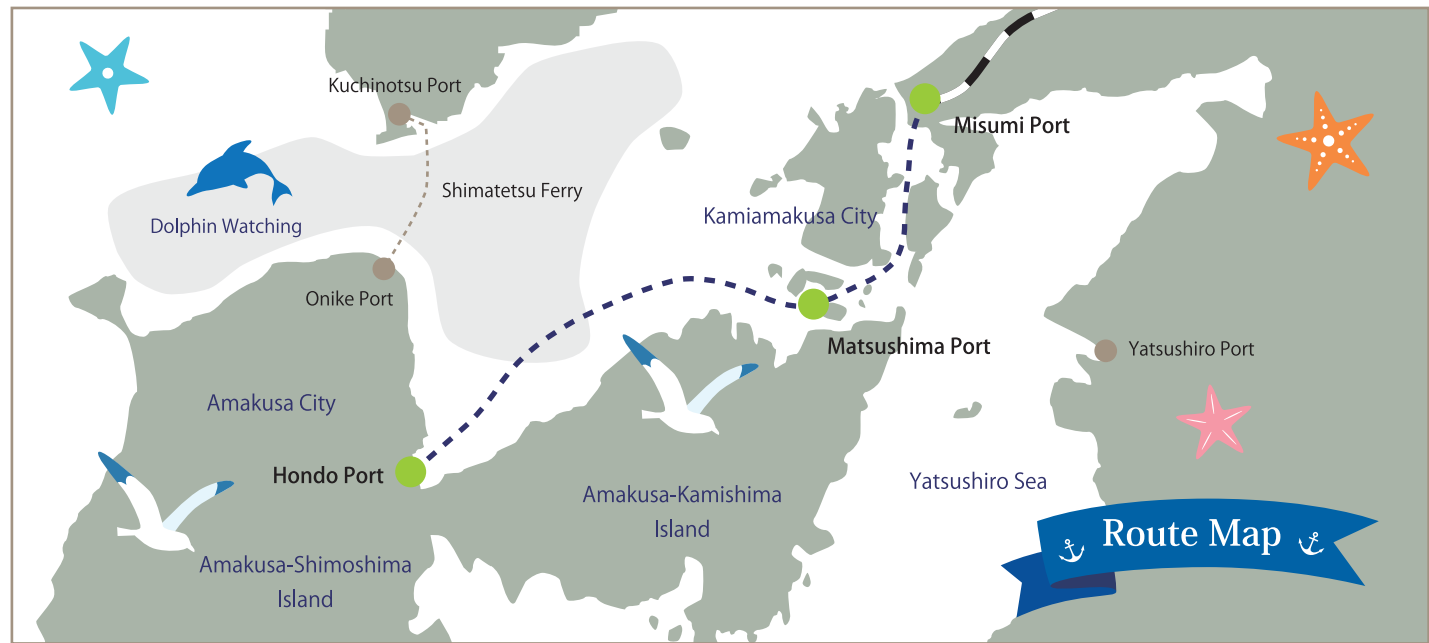
 Misumi Station 16:19  
A-Train No.6

↓



↓

 Kumamoto Station 17:01



Ferry 【 Hondo → Matsushima → Misumi 】			
	SeaCruise No.2	SeaCruise No.4	SeaCruise No.6
Hondo	—	12:20 / 12:28	14:45 / 14:50
▼		▼	▼
Matsushima	—	12:55 / 13:03	15:20 / 15:25
▼		▼	▼
Matsushima	10:50	13:00 / 13:07	15:25 / 15:30
▼		▼	▼
Misumi	11:07	13:17 / 13:24	15:42 / 15:47

Misumi Port → Misumi Station 5minutes walking distance

JR Misumi Line 【 Misumi → Kumamoto 】			
	A-Train No.2	A-Train No.4	A-Train No.6
Misumi	11:32 / 11:19	13:30 / 13:50	16:00 / 16:19
▼		▼	▼
Kumamoto	12:26 / 11:57	14:22 / 14:30	16:52 / 17:01

JR Misumi Line 【 Kumamoto → Misumi 】			
	A-Train No.1	A-Train No.3	A-Train No.5
Kumamoto	10:00 / 10:35	12:31 / 12:21	14:45 / 14:37
▼		▼	▼
Misumi	10:53 / 11:13	13:25 / 13:03	15:40 / 15:17

Misumi Station → Misumi Port 5minutes walking distance

Ferry 【 Misumi → Matsushima → Hondo 】			
	SeaCruise No.1	SeaCruise No.3	SeaCruise No.5
Misumi	11:15 / 11:24	13:40 / 13:36	16:00 / 15:53
▼		▼	▼
Matsushima	11:32 / 11:41	13:57 / 13:53	16:17 / 16:10
▼		▼	
Matsushima	11:37 / 11:46	14:02 / 13:58	—
▼		▼	
Hondo	12:12 / 12:21	14:37 / 14:33	—

- The timetable of Amakusa Takarajima Line has two patterns, "for local trains" and "for A-Train running day."
- JR Misumi Line includes A-Train and local trains.
- A-Train only offers reserved seat.
- Blackend Time is for local trains. Golden Time is for A-Train.